



Istituto Comprensivo Statale

LUIGI PIRANDELLO

Porto Empedocle

MODULO: A lezione di Coding

ESPERTO: Marcella CASSARO




TUTOR: Nicolina SAPIA

a.s. 2018-19

IL LINGUAGGIO PERMETTE LA COMUNICAZIONE TRA LE
PERSONE E TRA LE PERSONE E GLI ANIMALI



IL LINGUAGGIO DELLE COSE




I BAMBINI HANNO IMMAGINATO NUOVI OGGETTI PROGRAMMABILI

IL QUADERNO AUTOMATICO (tu
detti e lui scrive)




www.disegniacoloraregato.it

UN TEMPERAMATITE
AUTOMATICO (lavora
da solo)



IL LIBRO PARLANTE CHE FA I
COMPITI





LO ZAINO CHE SI
PREPARA
AUTOMATICAMENTE





www.tuttodisegni.com


LA SCACCHIERA UNPLUGGED



SI PROGRAMMA IL CODICE




SI SPERIMENTA CON CODY E ROBY



Coloriamo le lettere dell'alfabeto e gli animali seguendo le indicazioni del codice



PIXEL ART



SI GIOCA CON GLI ALGORITMI



GIOCO A SQUADRE: SI ORGANIZZA IN MODO CORRETTO IL DIAGRAMMA DI FLUSSO




CI SI ORGANIZZA PER LAVORARE CON CODE&GO MOUSE (PICCOLO ROBOT)




IL PERCORSO è PRONTO (I BAMBINI PROGRAMMANO)



SI SPERIMENTA



NUOVO PERCORSO



PROGRAMMAZIONE A BLOCCHI CON SCRATCH JR



BREVI STORIE ANIMATE CREATE DAI BAMBINI



BREVI STORIE ANIMATE CREATE DAI BAMBINI



PROGRAMMAZIONE A BLOCCHI CON SCRATCH (storytelling)

Mare

<https://scratch.mit.edu/projects/313082298>

La mia Africa

<https://scratch.mit.edu/projects/313084982>

Max il musicista

<https://scratch.mit.edu/projects/313215186>

Il bambino di New York

<https://scratch.mit.edu/projects/314047248>



PROGRAMMAZIONE A BLOCCHI CON SCRATCH (storytelling)

La ballerina

<https://scratch.mit.edu/projects/313073742>

Basket

<https://scratch.mit.edu/projects/313073547>

Alice



<https://scratch.mit.edu/projects/314065387>

GIOCHIAMO CON MICROBIT

PING PONG


<https://scratch.mit.edu/projects/313267269>

CONTAPASSI CON NASTRO DA LEGARE ALLA CAVIGLIA



I NOSTRI PICCOLI PROGRAMMATORI AL LAVORO







IL CORSO E' FINITO

